

Model: A20-1200-6

Product number: A1200-6-A20-110-W (110V)
A1200-6-A20-230-W (230V)

1. Function:

This dry cabinet is designed to protect the electronic gadgets and valuable collections from moisture damage. A20-1200-6 is adjustable from 20%RH to 50%RH. The interior environment is controlled by precise digital controller. The storage condition of relative humidity and temperature can be traced and graphed by Dr. Storage's unique data logger.

2. Features:

2.1 Modular Design: This is a modularly designed dry cabinet. The main modules are display controller, power box, dehumidifier, shelf, caster wheel, cable, graph software, data logger and reader. All of the modules can be replaced easily.

2.2 Green Design: The performance of the dry cabinet can be upgraded by just changing the modules. There will be no waste materials created to pollute the environment. The old modules can be collected and sent back to the maker. Dr. Storage dry cabinets can be used as long as the cabinet structure is in good condition. It means that the product life could last for 10 or 20 years. Thousands of our dry cabinets have been serving their owners for more than 10 years.

2.3 Flexible Design: The users can choose to buy data loggers, more dehumidifiers in the beginning or can add these modules in future. The units are so flexible that users can select and install modules at any time.

2.4 Easy Operation Design: It is a plug and play dry cabinet. Considerable training costs are saved. The default setting is 20%RH.

2.5 Data Recording: It is important to verify that the condition of storage meets the requirement. The users can connect notebook PCs directly to the RS232 port of the cabinet to acquire the data or use our data logger to record the data. With our data recording function, the historical fluctuation of relative humidity and temperature can be shown clearly in the graph. This uniquely patented function can easily verify if the objects are stored at proper condition. It is very convenient for those who carry out quality assurance procedures.

2.6 Calibration Reminding: The drift effect of sensors might influence the accuracy. In order to help complying with the regulation of ISO, a unique design of calibration expiration reminding function is offered in this model. When the sensor runs over 365 days, the decimal point in the panel will be flashed for reminding the user.

2.7 Alert Setting: There are two ways of alert - flash and buzz. Alert is activated when the relative humidity or temperature is higher than the upper limit setting. The flash and buzz alert can be activated by different delay time.

3. Specifications:

3.1 Humidity Range: 20~50%RH (adjustable)

3.2 Outside Dimension: W1200*D672*H1805mm

3.3 Capacity: 1280L

3.4 Shelves: 5 shelves (p/n: A1200-D1-W)

3.5 Color: beige

3.6 Voltage: 110V/230V (select voltage in advance)

3.7 Display Precision: $\pm 3\%RH$; $\pm 1^{\circ}C$

3.8 Software: Humidity Manager V2 for drawing the curve of RH and temperature.

3.9 Structure: 1mm thick carbon steel with paint.

3.10 Door: Compression handles, airtight magnetic sealers and glass.

3.11 Wheel: 4 3" wheels, two of them with brakes.

3.12 Grounding Wire: 1M Ω . (940mm long)

3.13 Power Consumption: Ave. 5Wh; Max. 140W

3.14 The best performance of the dry cabinet is achieved under the ambient condition of temperature below 30°C and relative humidity below 60%RH.

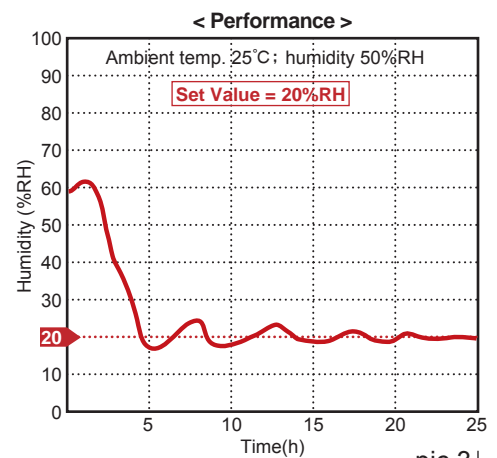


pic 1



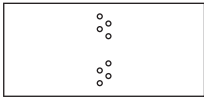


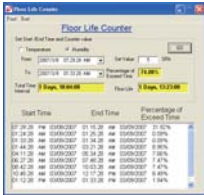
Control Panel

pic 2

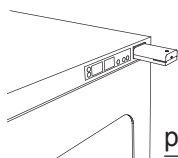


pic 3


4. Additional options:

Item	①	②		③	④
Product Number	A1200-D1-W (carbon steel; beige paint) A1200-D1-SUS (stainless)	DL-5	DL-5-1	DLR-5	LOG-S3.0
Product Name	Shelf	Data Logger		Data Reader	Humidity Manager V3
Description	Size: W1155*D530*H20mm	3,900 records.	40,000 records.	Data reader can transfer the records of data logger to PC through the USB.	It can calculate floor life of Moisture Sensitive Devices.
Picture					

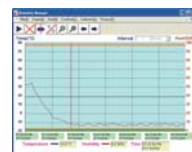
② Data Logger → Plug in RS232 port → Recording → Plug in data reader → Software draws a graph of relative humidity and temperature.



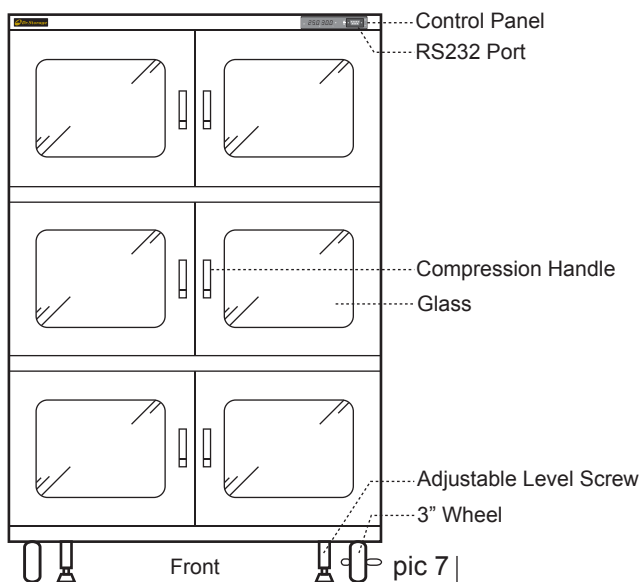
pic 4



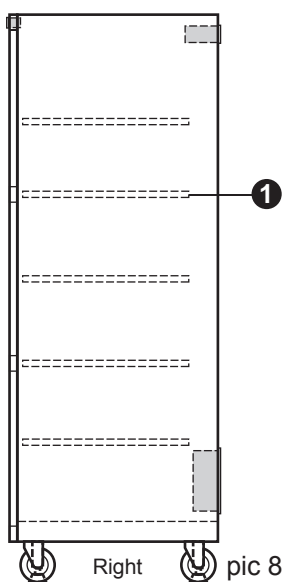
pic 5



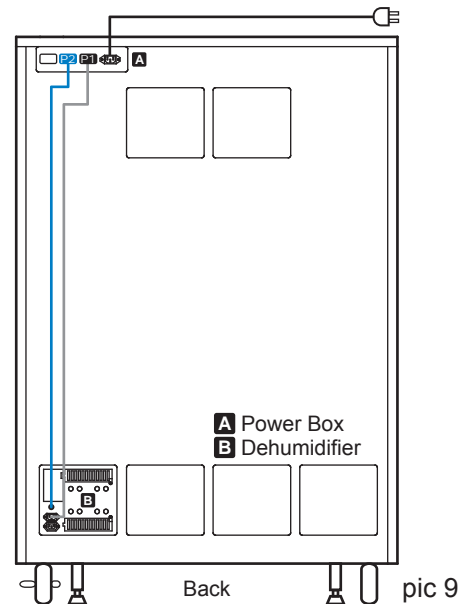
pic 6



pic 7



pic 8



pic 9